

Synthetic Studies toward the Bryostatins: A Substrate-Controlled Approach to the A-Ring

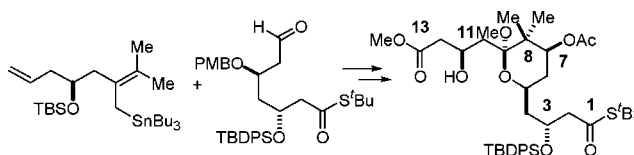
Gary E. Keck,* Dennie S. Welch, and Paige K. Vivian†

Department of Chemistry, University of Utah, 315 South 1400 East RM 2020,
Salt Lake City, Utah 84112-0850

keck@chemistry.utah.edu

Received May 12, 2006

ABSTRACT



The synthesis of a C₁–C₁₃ A-ring subunit of bryostatin 1 is detailed. The key features of the approach include the convergent fragment assembly with a highly stereoselective construction of the C₇–C₈ bond indicated above.

Pettit and co-workers reported in 1982 the isolation and structural identification of bryostatin 1 (**1**) from the bryozoan *Bugula neritina*.¹ Seventeen structurally related congeners have since been isolated and identified, and the family remains of significant interest to the biological, medical, and synthetic communities.² Bryostatin 1 exhibits an impressive array of biological properties including anticancer activity, synergistic anticancer activity with established therapeutic agents such as vincristine,³ and activity against Alzheimer's disease.⁴ Bryostatin 1 is known to bind to PKC α with nanomolar affinity, but this elicits different biological responses than those associated with binding by the tumor-promoting phorbol esters.⁵ The reasons for these differences and the mechanisms by which bryostatin 1 affects the aforementioned areas of therapeutic interest remain unclear.

In 1990, Masamune and co-workers disclosed the first total synthesis of bryostatin 7.⁶ More recently, both the Evans⁷

and the Yamamura⁸ groups have reported bryostatin total syntheses. In addition, the promising biological profile of bryostatin 1, coupled with its scarcity from natural sources, has encouraged a number of other synthetic efforts in this area.⁹ Wender and co-workers have also reported on the synthesis and biological studies of several analogues of bryostatin 1.¹⁰

The synthetic strategy chosen for implementation is detailed in Figure 1. Methodology developed in these laboratories for the construction of 2,6-disubstituted-4-methylene tetrahydropyrans^{9g,h,11} was envisioned to join an A-ring hydroxy allylsilane **2** and a C-ring enal **3** with concomitant formation of the B-ring. The A-ring containing the necessary pendant allylsilane could be derived from

(6) Kageyama, M.; Tamura, T.; Nantz, M. H.; Roberts, J. C.; Somfai, P.; Whritenour, D. C.; Masamune, S. *J. Am. Chem. Soc.* **1990**, *112*, 7407.

(7) Evans, D. A.; Carter, P. H.; Carreira, E. M.; Charette, A. B.; Prunet, J. A.; Lautens, M. *J. Am. Chem. Soc.* **1999**, *121*, 7540.

(8) Ohmori, K.; Ogawa, Y.; Obitsu, T.; Ishikawa, Y.; Nishiyama, S.; Yamamura, S. *Angew. Chem., Int. Ed.* **2000**, *39*, 2290.

(9) For recent synthetic work in this area, see: (a) Voight, E. A.; Seradj, H.; Roethle, P. A.; Burke, S. D. *Org. Lett.* **2004**, *6*, 4045. (b) Voight, E. A.; Roethle, P. A.; Burke, S. D. *Org. Lett.* **2004**, *6*, 4534. (c) Hale, K. J.; Frigerio, M.; Manaviar, S.; Hummersome, M. G.; Fillingham, I. J.; Barsukov, I. G.; Damblon, C. F.; Gerscher, A.; Roberts, G. C. K. *Org. Lett.* **2003**, *5*, 499. (d) Hale, K. J.; Frigerio, M.; Hummersome, M. G.; Manaviar, S. *Org. Lett.* **2003**, *5*, 503. (e) Ball, M.; Baron, A.; Bradshaw, B.; Omori, H.; MacCormick, S.; Thomas, E. J. *Tetrahedron Lett.* **2004**, *45*, 8747. (f) Keck, G. E.; Yu, T.; McLaws, M. D. *J. Org. Chem.* **2005**, *70*, 2543. (g) Keck, G. E.; Truong, A. P. *Org. Lett.* **2005**, *7*, 2149. (h) Keck, G. E.; Truong, A. P. *Org. Lett.* **2005**, *7*, 2153. (i) Ball, M.; Bradshaw, B. J.; Dumeunier, R.; Gregson, T. J.; MacCormick, S.; Omori, H.; Thomas, E. J. *Tetrahedron Lett.* **2006**, *47*, 2223.

† Undergraduate research participant.

(1) Pettit, G. R.; C. L.; Douobek, D. L.; Herald, D. L. *J. Am. Chem. Soc.* **1982**, *104*, 6846.

(2) For reviews, see: (a) Hale, K. J.; Hummersome, M. G.; Manaviar, S.; Frigerio, M. *Nat. Prod. Rep.* **2002**, *19*, 413. (b) Mutter, R.; Wills, M. *Bioorg. Med. Chem.* **2000**, *8*, 1841.

(3) Al-Katib, A. M.; Smith, M. R.; Kamanda, W. S.; Pettit, G. R.; Hamdan, M.; Mohamed, A. N.; Chelladurai, B.; Mohammad, R. M. *Clin. Cancer Res.* **1998**, *4*, 1305.

(4) Etcheberrigaray, R.; Tan, M.; Dewachter, I.; Kuiperi, C.; Van der Auwera, I.; Wera, S.; Qiao, L.; Bank, B.; Nelson, T. J.; Kozikowski, A. P.; Van Leuven, F.; Alkon, D. L. *Proc. Natl. Acad. Sci., U.S.A.* **2004**, *101*, 1141.

(5) Dell'Aquila, M. L.; Herald, C. L.; Kamano, Y.; Pettit, G. R.; Blumberg, P. M. *Cancer Res.* **1988**, *48*, 3702.

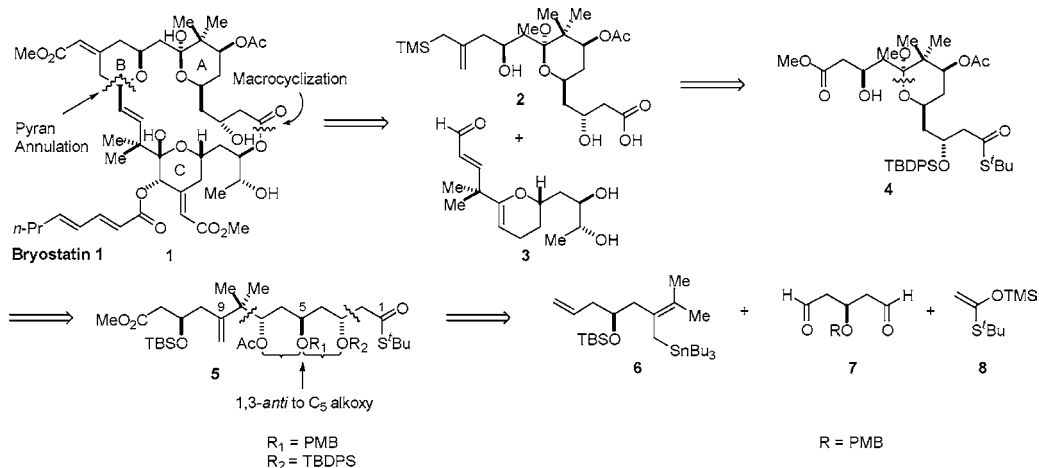


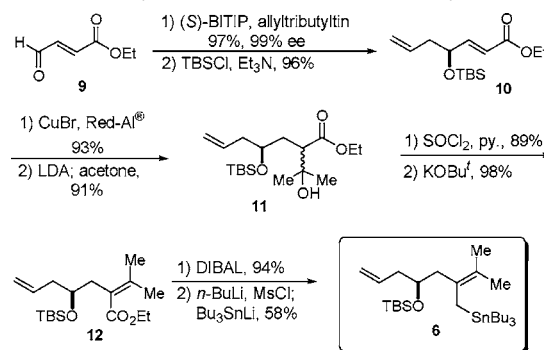
Figure 1. Retrosynthetic analysis.

methyl ester **4** through application of the Bunnelle reaction.¹² Unraveling **4** to linear synthon **5** reveals the C₅ oxygenation to be 1,3-anti to both of the flanking protected hydroxyl groups, which suggested that this hydroxyl stereocenter could be exploited in the installation of both the C₃ and C₇ stereocenters via 1,3-asymmetric induction. Accordingly, a PMB ether was deemed to be an appropriate protecting group for this hydroxyl on the basis of its ability to participate in chelation-controlled processes¹³ and its ease of removal under very specific conditions. This disconnection would, however, require addition of a nucleophile such as **6** to set the C₇ stereocenter and install the *gem*-dimethyl moiety. Little precedent exists for such a transformation. In the context of bryostatin synthesis, with the exception of one report,¹⁴ most A-ring approaches commence with material that already contains the *gem*-dimethyl group. Finally, a Mukaiyama aldol reaction was envisioned for stereoselective introduction of the C₃ stereocenter and the required masked carboxylic acid functionality at C₁.

The synthesis of allylstannane **6** commenced with a catalytic asymmetric allylation (CAA)¹⁵ reaction on commercially available α,β -unsaturated aldehyde **9** to afford the desired homoallylic alcohol in exceptional yield and enan-

tioselectivity (Scheme 1). This particular allylation deserves comment. Complete consumption of the aldehyde was

Scheme 1. Synthesis of Tetrasubstituted Allylstannane **6**



observed after just 12 h; typically, the CAA process requires approximately 72 h to reach completion. The rapidity of this reaction is likely to be associated with the electron-withdrawing unsaturated ester moiety; i.e., the substrate is a vinylogous glyoxalate. This seemingly superfluous unsaturation was deemed necessary due to previous observations made by Brown and co-workers¹⁶ in which a boron-mediated allylation into the saturated aldehyde corresponding to **9** was accompanied by significant lactonization of the product.

After considerable experimentation, conjugate reduction of the α,β -unsaturated ester was accomplished efficiently by application of Semmelhack's Cu(I)/Red-Al protocol.¹⁷ Introduction of the *gem*-dimethyl moiety was accomplished by condensation of ester **10** with acetone to provide tertiary alcohol **11**. Elimination of the hydroxyl group by treatment with SOCl₂/pyridine yielded the terminal olefin which

(10) See, for example: (a) Stone, J. C.; Stang, S. L.; Zheng, Y.; Dower, N. A.; Brenner, S. E.; Baryza, J. L.; Wender, P. A. *J. Med. Chem.* **2004**, *47*, 6638. (b) Wender, P. A.; Baryza, J. L.; Brenner, S. E.; Clarke, M. O.; Craske, M. L.; Horan, J. C.; Meyer, T. *Curr. Drug Discuss. Tech.* **2004**, *1*, 1. (c) Wender, P. A.; Mayweg, A. V. W.; VanDeusen, C. L. *Org. Lett.* **2003**, *5*, 277. (d) Wender, P. A.; Baryza, J.; Bennett, C.; Bi, C.; Brenner, S. E.; Clarke, M.; Horan, J.; Kan, C.; Lacote, E.; Lippa, B.; Nell, P.; Turner, T. *J. Am. Chem. Soc.* **2002**, *124*, 13648.

(11) Keck, G. E.; Covell, J. A.; Schiff, T.; Yu, T. *Org. Lett.* **2002**, *4*, 1189.

(12) (a) Bunnelle, W. H.; Narayanan, B. A. *Tetrahedron Lett.* **1987**, *28*, 6261. (b) Bunnelle, W. H.; Narayanan, B. A. *Org. Synth.* **1990**, *8*, 89.

(13) (a) Keck, G. E.; Castellino, S.; Wiley, M. R. *J. Org. Chem.* **1986**, *51*, 5478. (b) Evans, D. A.; Duffy, J. L.; Dart, M. J. *Tetrahedron Lett.* **1994**, *35*, 8537. (c) Reetz, M. T. *Acc. Chem. Res.* **1993**, *26*, 462 and references therein.

(14) Yadav, J. S.; Bandyopadhyay, A.; Kunwar, A. C. *Tetrahedron Lett.* **2001**, *42*, 4907.

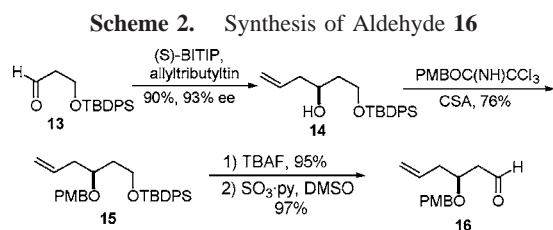
(15) (a) Keck, G. E.; Tarbet, K. H.; Geraci, L. S. *J. Am. Chem. Soc.* **1993**, *115*, 8467. (b) Keck, G. E.; Krishnamurthy, D. *Org. Synth.* **1998**, *75*, 12.

(16) Ramachandran, P.; Krzeminski, M. P.; Reddy, R. V.; Brown, H. C. *Tetrahedron: Asymmetry* **1999**, *10*, 11.

(17) Semmelhack, M. F.; Stauffer, R. D.; Yamashita, A. *J. Org. Chem.* **1977**, *42*, 3180.

subsequently underwent base-mediated olefin migration to afford **12**.¹⁸ Full reduction of the ester proceeded without difficulty to afford the corresponding alcohol, setting the stage for installation of the stannyl group. A one-pot mesylation/ Bu_3SnLi displacement¹⁹ ensued to provide allyl-stannane **6**. The 37% overall yield for this eight-step sequence provided expedient access to this stannane.

Our attention was next turned to the synthesis of the C_1 – C_7 subunit. This first required the generation of Mukaiyama aldol substrate **16** (Scheme 2). A CAA reaction was relied



upon once again to provide homoallylic alcohol **14** in 90% yield and 93% ee. Conversion of the alcohol to PMB ether **15** was accomplished by reaction with *p*-methoxybenzyl trichloroacetimidate and catalytic CSA. It is worth noting that unavoidable silyl migration was observed under the typical KH/PMBBr conditions. Additionally, the use of CSA was found to offer results superior to those obtained with other commonly employed acids such as TfOH, PPTS, and $\text{BF}_3 \cdot \text{OEt}_2$. Deprotection of the primary TBDPS ether with TBAF and subsequent Parikh–Doering oxidation gave the requisite aldehyde **16** in 92% yield over the two reactions.

A variety of Lewis acids and conditions were screened in the Mukaiyama aldol reaction (Table 1). The use of $\text{MgBr}_2 \cdot$

aldehyde facial selectivity was observed when the monodentate Lewis acid $\text{BF}_3 \cdot \text{OEt}_2$ was employed (entry 3). Although it is noteworthy that the aldehyde proved stable to exposure to $\text{TiCl}_3(\text{O}^i\text{Pr})$, no enhancement in selectivity resulted from the use of this Lewis acid (entry 4). A dramatic improvement in selectivity was realized when $\text{TiCl}_2(\text{O}^i\text{Pr})_2$ was used in place of $\text{TiCl}_3(\text{O}^i\text{Pr})$, but the conversion was modest as 40% of aldehyde **16** was recovered (entry 5). However, a further increase in aldehyde facial selectivity and a significant improvement in conversion were observed when the number of equivalents of the mixed titanium Lewis acid was increased (entry 6). Optimization of this reaction revealed that the use of 2.5 equiv of the $\text{TiCl}_2(\text{O}^i\text{Pr})_2$ afforded a 95% yield of aldol adduct **17**, as a 41:1 mixture of diastereomers, as ascertained by HPLC analysis (entry 7).²⁰ The suspected relative stereochemical relationship between the C_3 and C_5 stereocenters was confirmed by application of Rychnovsky's acetamide NMR method.²¹

Preliminary coupling studies suggested that the C_3 hydroxyl protecting group might remotely influence the facial bias in the stannane addition to the aldehyde. Thus, two differentially protected aldehydes were synthesized in prepa-

Scheme 3. Synthesis of Two Aldehyde Coupling Partners

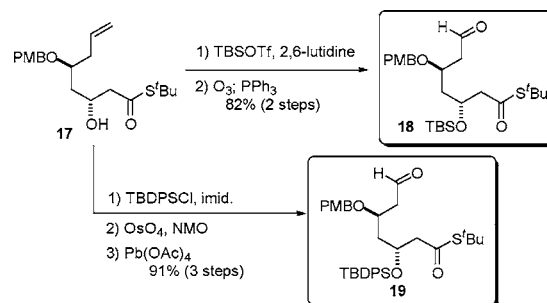
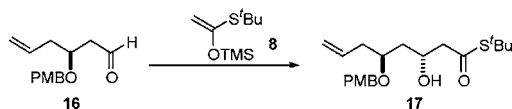


Table 1. Mukaiyama Aldol Survey



entry	Lewis acid	equiv	temp (°C)	solvent	dr
1	$\text{MgBr}_2 \cdot \text{OEt}_2$	2.0	–20	CH_2Cl_2	4:1
2	$\text{MgBr}_2 \cdot \text{OEt}_2$	2.0	–78 to –20	CH_2Cl_2	4.5:1
3	$\text{BF}_3 \cdot \text{OEt}_2$	1.1	–78	CH_2Cl_2	5:1
4	$\text{TiCl}_3(\text{O}^i\text{Pr})$	1.0	–78	PhCH_3	5:1
5	$\text{TiCl}_2(\text{O}^i\text{Pr})_2$	1.0	–78	PhCH_3	32:1 ^a
6	$\text{TiCl}_2(\text{O}^i\text{Pr})_2$	2.0	–78	PhCH_3	37:1 ^b
7	$\text{TiCl}_2(\text{O}^i\text{Pr})_2$	2.5	–78	PhCH_3	41:1 ^c

^a 40% of **16** recovered. ^b 10% of **16** recovered. ^c 95% of **17** isolated.

OEt_2 afforded moderate diastereoselectivities for this transformation (entries 1 and 2). A slight improvement in

(18) For a similar synthetic sequence involving introduction of a 1,1-dimethyl unsaturated olefin, see: Hirai, K.; Ooi, H.; Esumi, T.; Iwabuchi, Y.; Hatakeyama, S. *Org. Lett.* **2003**, *5*, 857.

(19) Weigand, S.; Brückner, R. *Synthesis* **1996**, 475.

ration for the coupling studies (Scheme 3). Secondary alcohol **17** was protected as the TBS ether by treatment with TBSOTf and lutidine. Ozonolytic cleavage of the terminal olefin provided aldehyde **18** in an 82% yield over the two steps. The analogous C_3 TBDPS-protected aldehyde was synthesized by silylation with TBDPSCI followed by OsO_4/NMO dihydroxylation and cleavage of the resulting diol by $\text{Pb}(\text{OAc})_4$.²² Aldehyde **19** was accessed in 91% yield from alcohol precursor **17**.

With both aldehyde and stannane coupling partners in hand, our attention was directed toward the critical coupling reaction. Surprisingly, both $\text{MgBr}_2 \cdot \text{OEt}_2$ and $\text{TiCl}_2(\text{O}^i\text{Pr})_2$ failed to promote this addition. It was reasoned that aldehyde **18** may need increased activation for the addition of the relatively hindered stannane **6** to occur. Dimethylaluminum chloride appeared to be a suitable Lewis acid candidate to explore as it is recognized for its exceptional chelating ability.²³

(20) For a related chelation-controlled Mukaiyama addition involving a PMB-protected β -hydroxy aldehyde, see ref 7.

(21) Rychnovsky, S. D.; Rogers, B. N.; Richardson, T. I. *Acc. Chem. Res.* **1998**, *31*, 9.

In the event, subjection of aldehyde **18** to Me₂AlCl (2.5 equiv) in CH₂Cl₂ gave the desired addition product **20** in good yield but with modest 3.5:1 diastereoselectivity (Table 2, entry 1).²⁴ An increase in the amount of Lewis acid used

Table 2. Optimization of the Coupling Reaction

entry	R	equiv ^a	solvent	yield (%) ^b	dr
1	TBS	2.5	CH ₂ Cl ₂	83	3.5:1
2	TBS	5.0	CH ₂ Cl ₂	73	7:1
3	TBDPS	2.5	CH ₂ Cl ₂	78	7:1
4	TBDPS	2.5	PhCH ₃	79	single isomer ^c
5	TBDPS	5.0	PhCH ₃	88	single isomer ^c

^a Refers to Lewis acid. ^b All reactions were performed with 1.3 equiv of stannane; yield based on aldehyde. ^c By ¹H and ¹³C NMR analysis.

to 5.0 equiv improved the level of stereoselectivity observed (entry 2). Reactions using the TBDPS ether containing aldehyde **19** confirmed our suspicions that the C₃ protecting group might influence the stereochemical outcome; under conditions identical to those employed in entry 1, the desired adduct was obtained in comparable yield but with 7:1 diastereoselectivity (entry 3). A dramatic improvement in diastereoselectivity was realized by a change of solvent (entry 4). When the same reaction was performed in toluene, a single addition product was obtained in 79% yield. As entry 5 demonstrates, when the reaction was carried out using 5.0 equiv of Me₂AlCl in toluene, an 88% yield of **21** resulted under these optimized conditions. The expected stereochemistry was corroborated via NOE data obtained after closure of the A-ring (Scheme 4).

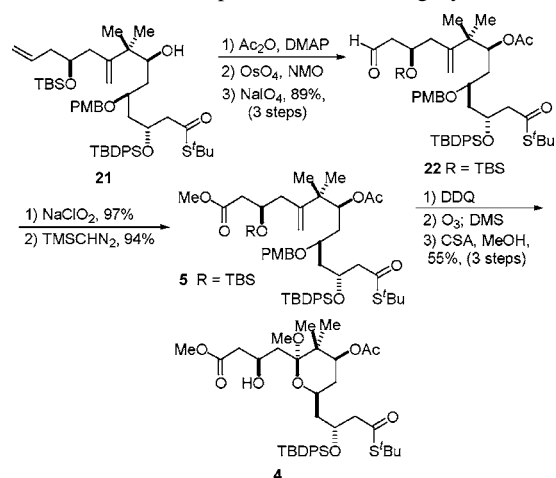
The only remaining tasks were formation of the A-ring and elaboration of the terminal olefin to the methyl ester. Toward this end, acylation of the newly formed hydroxyl group was accomplished by exposure to Ac₂O and DMAP. It was anticipated that oxidative cleavage could be carried out simultaneously on both the C₉ and terminal olefins to

(22) This two-step procedure for olefin cleavage was used in lieu of ozonolysis due to the fact that aldehyde **19**, unlike **18**, suffered from deleterious elimination of the PMB group during chromatographic purification which proved necessary following reductive workup of the ozonide. Conversely, subjection of the purified diol to Pb(OAc)₄ followed by filtration and removal of benzene under reduced pressure afforded the aldehyde which could be carried onto the coupling without the need for further manipulation. The origin of the difference in stability to chromatography between aldehydes **18** and **19** is unclear at present.

(23) Evans, D. A.; Allison, B. A.; Yang, M. G.; Masse, C. E. *J. Am. Chem. Soc.* **2001**, *123*, 10840.

(24) Because of the disproportionation of Me₂AlCl following complexation with an aldehyde, a minimum of 2.5 equiv of Lewis acid is generally employed in this transformation. It is possible that the reaction proceeds more efficiently with 5.0 equiv due to the sequestration of Lewis acid by the thiol ester and/or electron-rich PMB group. Moreover, TBS ethers have been shown to bind with Me₂AlCl (TBDPS ethers do not) and therefore could be a source of chelate disruption, leading to lower diastereoselectivity than that observed with the TBDPS-containing aldehydes. See ref 23.

Scheme 4. Completion of the A-Ring Synthesis



minimize the number of chemical operations required to reach the A-ring target. Unfortunately, no conditions were found which would effect this transformation. Independent oxidative operations on the olefins were thus carried out as follows. Dihydroxylation of the terminal olefin followed by NaIO₄ cleavage of the resulting diol was accomplished in good yield to provide aldehyde **22**. No product resulting from the dihydroxylation of the C₉ olefin was detected, undoubtedly as a consequence of the considerable steric demand imposed by the proximal *gem*-dimethyl group. Pinnick oxidation²⁵ of the aldehyde and methylation of the resulting carboxylic acid with (trimethylsilyl) diazomethane provided methyl ester **5** in 91% yield over the two steps. With the methyl ester in hand, oxidative cleavage of the PMB group was accomplished in 91% yield by reaction with DDQ. Finally, ozonolysis of the remaining olefin afforded a mixture of ketol and open-chain keto-alcohol. This equilibrating mixture underwent conversion to the cyclic methyl ketal with concomitant deprotection of the TBS ether under acidic methanolic conditions to give A-ring target **4** in 55% yield from alkene **5**.

In conclusion, A-ring subunit **4** was accessed from aldehyde **13** in 17 linear steps in 15% overall yield. This connective fragment assembly approach provides an efficient means for introduction of both the *gem*-dimethyl group and the C₇ stereocenter in a highly stereoselective manner. Efforts to utilize this approach in a total synthesis program are in progress.

Acknowledgment. Financial support from the National Institutes of Health (through GM-28961) is gratefully acknowledged. Dr. Michael R. Wiley of Eli Lilly is acknowledged for helpful discussions regarding the synthesis of allylstannane **6**.

Supporting Information Available: Full experimental details as well as spectral data for all new compounds. This material is available free of charge via the Internet at <http://pubs.acs.org>.

OL061173H

(25) Bal, B. S.; Childers, W. E.; Pinnick, H. W. *Tetrahedron* **1981**, *37*, 2091.